



District Report Card: 2017


| | |
|---------------------------------|-----------------------------|
| State: Jammu And Kashmir | District: Kathua |
| Class: 3 | Subject: Mathematics |
| Schools: 59 | Students: 451 |


Participation/Coverage


Students

| | | | | |
|--|--------|-------|--------|-------|
| <div>GENDER</div> <div></div> | Boys | | Girls | |
| | Number | % | Number | % |
| | 256 | 56.76 | 195 | 43.24 |

| | | | | |
|---|--------|-------|--------|------|
| <div>AREA</div> <div></div> | Rural | | Urban | |
| | Number | % | Number | % |
| | 423 | 93.79 | 28 | 6.21 |

| | | | | | | | | |
|--|--------|-------|--------|-------|--------|------|--------|-------|
| <div>CATEGORY</div> <div></div> | SC | | ST | | OBC | | GEN | |
| | Number | % | Number | % | Number | % | Number | % |
| | 153 | 33.92 | 85 | 18.85 | 28 | 6.21 | 185 | 41.02 |

| | | | | | | |
|--|----|----|----|------|----|-----|
| <div>CWSN</div> <div></div> | LD | VI | HI | S&LD | ID | Oth |
| | 0 | 0 | 0 | 1 | 0 | 0 |

| | | | | |
|--|------------|--------|------------------|------|
| <div>Management</div> <div></div> | Government | | Government-aided | |
| | Number | % | Number | % |
| | 451 | 100.00 | 0 | 0.00 |

Average Performance of Students in Mathematics (%)

| Overall | Gender | | Area | | Management | | Social Group | | | |
|---------|--------|--------|-------|-------|------------|-------|--------------|-------|-------|-------|
| | Male | Female | Rural | Urban | Govt. | Aided | SC | ST | OBC | GEN |
| 56.72 | 56.15 | 57.47 | 57.08 | 51.19 | 56.72 | 0.00 | 57.08 | 61.80 | 62.14 | 53.26 |

Performance on Learning Outcomes (LOs)

| Learning Outcomes | Description | Average Performance(%) |
|-------------------|---|------------------------|
| M301 | Reads and writes numbers up to 999 using place value | 56.68 |
| M302 | Compares numbers up to 999 based on their place values | 64.75 |
| M303 | Solves simple daily life problems using addition and subtraction of three digit numbers with and without regrouping | 48.50 |
| M304 | Constructs and uses the multiplication facts (up till 10) in daily life situations | 64.86 |
| M305 | Analyses and applies an appropriate number operation in the situation/ context | 48.34 |
| M306 | Explains the meaning of division facts by equal grouping/sharing and finds it by repeated subtraction | 48.34 |
| M309 | Identifies and makes 2D-shapes by paper folding, paper cutting on the dot grid, using straight lines etc. | 75.37 |
| M311 | Fills a given region leaving no gaps using a tile of a given shape | 28.02 |
| M312 | Estimates and measures length and distance using standard units like centimeters or meters & identifies relationships | 26.03 |
| M317 | Reads the time correctly to the hour using a clock/watch | 70.73 |
| M318 | Extends patterns in simple shapes and numbers | 49.38 |
| M319 | Records data using tally marks, represents pictorially and draws conclusions | 72.28 |

| Range of Performance of Students who Answered Correctly | | | | | | | |
|---|-------|-----------|-------|-----------|-------|-----------|-------|
| Below 30% | | 30% - 50% | | 50% - 75% | | Above 75% | |
| Number | % | Number | % | Number | % | Number | % |
| 76 | 16.85 | 101 | 22.39 | 162 | 35.92 | 112 | 24.83 |

Lowest Performing Learning Outcomes (LOs)

- 1 - Estimates and measures length and distance using standard units like centimeters or meters & identifies relationships (26.03)
- 2 - Fills a given region leaving no gaps using a tile of a given shape (28.02)
- 3 - Analyses and applies an appropriate number operation in the situation/ context (48.34)
- 4 - Explains the meaning of division facts by equal grouping/sharing and finds it by repeated subtraction (48.34)
- 5 - Solves simple daily life problems using addition and subtraction of three digit numbers with and without regrouping (48.50)